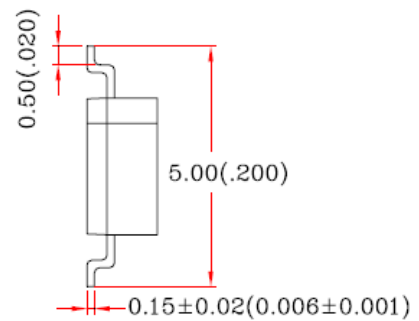
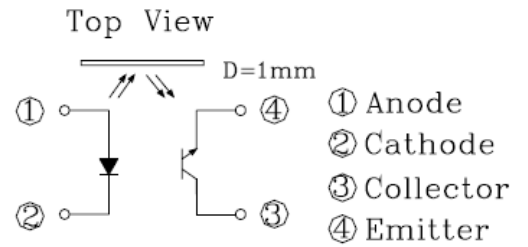
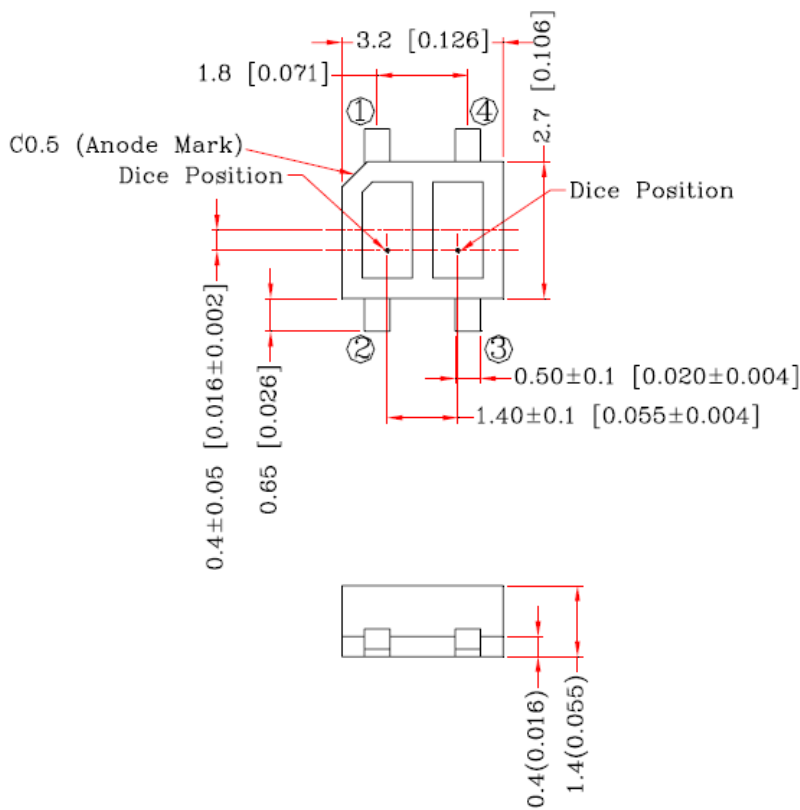


● **Features**

- Non-contact switching.
- For direct pc board or dual-in-line socket mounting.
- Fast switching speed.

● **Package Dimensions**



Notes

1. All dimensions are in millimeters(inches).
2. Tolerance is ±0.25mm unless otherwise specified.
3. Lead spacing is measured where the leads emerge from the package.
4. Specifications are subject to change without notice.

● Absolute Maximum Rating (Ta=25°C)

Item		Symbol	Rating	Unit
Input	Power Dissipation	Pd	75	mW
	Reverse Voltage	VR	5	V
	Forward Current	IF	50	mA
	Peak Forward Current (*1)	IFP	1	mA
Output	Collector Power Dissipation	PC	100	mW
	Collector Current	IC	20	mA
	C-E Voltage	VCEO	30	V
	E-C Voltage	VCEO	5	V
Operating Temperature		TOPr	-40 ~ +85	°C
Storage Temperature		Tstg	-40 ~ +100	°C
Soldering Temperature (*2)		Tsol	260	°C

(*1)tw=100 uSec. T=10mSec. (*2)t=5 Sec

● Electrical Optical Characteristics (Ta=25°C)

Parameter		Symbol	Condition	Min.	Typ.	Max.	Unit
Input	Forward Voltage	VF	IF=20mA	-	1.2	1.5	V
	Reverse Current	IR	VR=5V	-	-	100	μA
	Peak Wavelength	λR	IF=10mA	-	940	-	nm
Output	C-E Saturation Voltage	VCE(sat)	Ic=0.25mA IF=10mA	-	-	0.4	V
	Dark Current	ID	VCE=10V	-	-	200	nA
Light Current		IL	VCE=5.0V IF=10mA D=1.0mm (90% Reflective white paper)	80	-	240	μA (BIN A)
				160	-	480	μA (BIN B)
				320	-	960	μA (BIN C)
				640	-	1920	μA (BIN D)
Speed	Rise Time	Tr	IFP=20mA VCE=5V RL=1000Ω	-	20	-	Msec
	Fall Time	Tf		-	20	-	Msec